













# SPOTlight: School Year 2022-2023

## Keystone Academy Charter School

<b>School Code</b>	3389	<b>Principal Name</b>	Kathryn Makar
<b>Sector</b>	Charter	<b>Address</b>	4521 Longshore Ave
<b>Network</b>	Charters	<b>Phone</b>	215 332 2111
<b>Report Type</b>	K 8 School	<b>Admission Category</b>	Citywide
<b>Receives HS Report</b>	No	<b>October 1 Enrollment</b>	687
<b>Grades in Report</b>	K 8		
<b>Website</b>	keystoneacademy.org		

## School Performance Outcomes Table

CONDITIONS FOR SUCCESS				
Metric Name	2021-22 Results	2022-23 Results	2022-23 Progress	Metric Description
Student Attendance	78.8%	81.3%	+2.5 %-pts 	Percentage of students attending 90% or more of instructional days
Teacher Attendance	Not Applicable			Percentage of teachers attending 90% or more of work days
Student Dropouts (Grades 7-8)	0	0	+0 	Number of students no longer enrolled, and who did not transfer or graduate

ACADEMIC GOALS						
Metric Name	2021-22 Results	2022-23 Results	2022-23 Progress	2021-22 Results	2022-23 Results	2022-23 Progress
<b>Goals 1-3: Grades 3-8</b>	<b>PSSA/PASA Proficient or Advanced</b>			<b>PSSA/PASA Below Basic</b>		
Grade 3 Reading	39.7%	48.0%	+8.3 %-pts 	25.0%	18.7%	-6.3 %-pts 
Grade 3 - 8 Reading	49.9%	44.4%	-5.5 %-pts 	13.9%	12.3%	-1.6 %-pts 
Grade 3 Math	41.2%	37.3%	-3.9 %-pts 	26.5%	24.0%	-2.5 %-pts 
Grade 3 - 8 Math	22.0%	22.1%	+0.1 %-pts 	41.1%	41.2%	+0.1 %-pts 
Grade 4 and 8 Science	73.0%	60.7%	-12.3 %-pts 	10.2%	17.1%	+6.9 %-pts 

All SPOTlight indicator colors are based on unrounded changes in results. Percentage point changes are rounded to the nearest tenth for display.

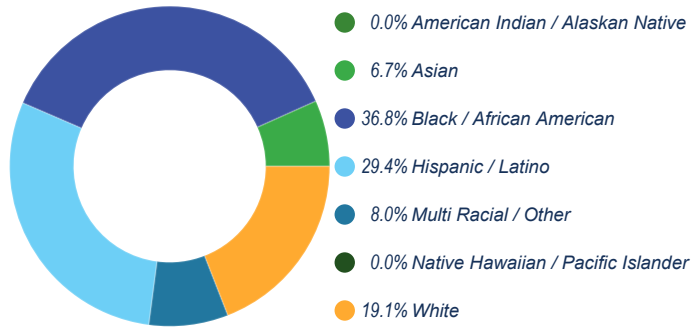
SPOTlight Legend:	Improving 	Maintaining 	Not Improving 
-------------------	---	--	---

# Keystone Academy Charter School

## 2022-2023 SCHOOL PROGRESS REPORT ON EDUCATION AND EQUITY

School Code | 3389 Sector | Charter Network | Charters  
 Principal Name | Kathryn Makar  
 Address | 4521 Longshore Ave Phone | 215-332-2111  
 Website | keystoneacademycs.org Report Type | K-8 School  
 Grades in Report | K-8 Admissions Category | Citywide  
 Receives HS Report | No Oct 1 Enrollment | 687

### Student Enrollment and Demographics



<b>695</b> # of Students Served Over the Full Year	<b>24.6%</b> % of Students with IEPs
<b>7.6%</b> % of Students Identified as English Learners	<b>88.2%</b> % of Students Identified as Economically Disadvantaged

### Student Attendance

<b>49.6%</b> % of Students Attending at Least 95% of Instructional Days	<b>81.3%</b> % of Students Attending at Least 90% of Instructional Days
--	--

Score Level	Performance	Improvement	Level
<b>Not Applicable for 2022-2023</b>			
<b>Performance</b> Insufficient Data for Score	<b>Black / African American</b>		Insufficient Data for Score
	<b>33.3%</b>	NA	
<b>Improvement</b> Improving in 6 out of 13 Eligible Metrics <b>46.2%</b>	<b>Hispanic / Latino</b>		Insufficient Data for Score
	<b>10.0%</b>	NA	
<b>Goal Performance (All Students)</b>	<b>Multi Racial / Other</b>		Insufficient Data for Score
	<b>Insufficient Data for Score</b>	<b>Insufficient Data for Score</b>	NA
<b>GOAL 1   PSSA ELA: % of Students Proficient or Advanced, Grades 3-8</b> <b>Score: 44.4%</b>	<b>White</b>		Insufficient Data for Score
	<b>33.3%</b>	NA	
<b>GOAL 2   PSSA ELA: % of Students Proficient or Advanced, Grade 3</b> <b>Score: 48.0%</b>	<b>American Indian / Alaskan Native</b>		Insufficient Data for Score
	<b>Insufficient Data for Score</b>	<b>Insufficient Data for Score</b>	NA
<b>GOAL 3   PSSA Math: % of Students Proficient or Advanced, Grades 3-8</b> <b>Score: 22.1%</b>	<b>Asian</b>		Insufficient Data for Score
	<b>Insufficient Data for Score</b>	<b>Insufficient Data for Score</b>	NA
<b>Improving</b> +8.3 From Prior Year	<b>Native Hawaiian / Pacific Islander</b>		Insufficient Data for Score
	<b>Insufficient Data for Score</b>	<b>Insufficient Data for Score</b>	NA
<b>Maintaining</b> +0.1 From Prior Year	<b>English Learners</b>		Insufficient Data for Score
	<b>Insufficient Data for Score</b>	<b>Insufficient Data for Score</b>	NA
<b>Not Improving</b> -5.5 From Prior Year	<b>Students with IEPs</b>		Insufficient Data for Score
	<b>30.0%</b>	NA	
<b>Not Applicable</b>	<b>Economically Disadvantaged</b>		Insufficient Data for Score
	<b>50.0%</b>	NA	

● Improving      ● Maintaining  
● Not Improving      ● Not Applicable

# Climate, Culture & Opportunity

## Conditions for Success

School Code | 3389 School Name | Keystone Academy Charter School

### % of Students Attending 90%+ of Days

#### All Students

695 Students

Score: 81.3%



IMPROVING

+2.5 From Prior Year



### % of Students Attending

Greater Than 95% of Instructional Days

49.6%

90-95% of Instructional Days

31.7%

85-90% of Instructional Days

11.8%

80-85% of Instructional Days

3.3%

Less than 80% of Instructional Days

3.6%

### Number of Dropouts

#### All Students

Grades 7-8

Students: 0

IMPROVING

+0.0 From Prior Year



### % of Students Receiving Zero Out-of-School Suspensions

#### All Students

695 Students

Score: 96.0%



MAINTAINING

-0.2 From Prior Year



\* Schools that are performing at the most positive value for a metric automatically receive a label of "Improving", even if no change in performance occurred.

# Climate, Culture & Opportunity

## Conditions for Success

School Code | 3389 School Name | Keystone Academy Charter School

**% of Teachers Attending 90%+ of Days**

**Additional Teacher Metrics**

**All Teachers**

**Not Applicable**

**Data Unavailable**  
% of Teachers Rated as  
Distinguished

**Data Unavailable**  
% of Teachers Rated as  
Proficient

**Data Unavailable**  
Year-to-Year Teacher  
Retention

*\* Schools that are performing at the most positive value for a metric automatically receive a label of "Improving", even if no change in performance occurred.*

# Reading: Every Student Reads On or Above Grade Level

## Goal 1 - PSSA Reading Proficiency, Grades 3-8

School Code | 3389 School Name | Keystone Academy Charter School

PSSA ELA: % of Students Proficient or Advanced, Grades 3-8	PSSA ELA: % of Students Below Basic, Grades 3-8
<b>All Students</b> 191 out of 430 Students <b>Score: 44.4%</b> <div style="display: flex; align-items: center; gap: 10px;"> <div style="background-color: #c00000; color: white; padding: 5px 10px; border-radius: 15px;">NOT IMPROVING</div> <span>-5.5 From Prior Year</span> <div style="background-color: #c00000; color: white; border-radius: 50%; width: 20px; height: 20px; display: flex; align-items: center; justify-content: center;">✗</div> </div>	<b>All Students</b> 53 out of 430 Students <b>Score: 12.3%</b> <div style="display: flex; align-items: center; gap: 10px;"> <div style="background-color: #008000; color: white; padding: 5px 10px; border-radius: 15px;">IMPROVING</div> <span>-1.6 From Prior Year</span> <div style="background-color: #008000; color: white; border-radius: 50%; width: 20px; height: 20px; display: flex; align-items: center; justify-content: center;">✓</div> </div>
<b>Black / African American</b> 60 out of 157 Students <b>Score: 38.2%</b> <div style="display: flex; align-items: center; gap: 10px;"> <div style="background-color: #c00000; color: white; padding: 5px 10px; border-radius: 15px;">NOT IMPROVING</div> <span>-6.3 From Prior Year</span> <div style="background-color: #c00000; color: white; border-radius: 50%; width: 20px; height: 20px; display: flex; align-items: center; justify-content: center;">✗</div> </div>	<b>Black / African American</b> 22 out of 157 Students <b>Score: 14.0%</b> <div style="display: flex; align-items: center; gap: 10px;"> <div style="background-color: #ffa500; color: white; padding: 5px 10px; border-radius: 15px;">MAINTAINING</div> <span>-0.1 From Prior Year</span> <div style="background-color: #ffa500; color: white; border-radius: 50%; width: 20px; height: 20px; display: flex; align-items: center; justify-content: center;">—</div> </div>
<b>Hispanic / Latino</b> 59 out of 145 Students <b>Score: 40.7%</b> <div style="display: flex; align-items: center; gap: 10px;"> <div style="background-color: #c00000; color: white; padding: 5px 10px; border-radius: 15px;">NOT IMPROVING</div> <span>-6.4 From Prior Year</span> <div style="background-color: #c00000; color: white; border-radius: 50%; width: 20px; height: 20px; display: flex; align-items: center; justify-content: center;">✗</div> </div>	<b>Hispanic / Latino</b> 22 out of 145 Students <b>Score: 15.2%</b> <div style="display: flex; align-items: center; gap: 10px;"> <div style="background-color: #008000; color: white; padding: 5px 10px; border-radius: 15px;">IMPROVING</div> <span>-3.9 From Prior Year</span> <div style="background-color: #008000; color: white; border-radius: 50%; width: 20px; height: 20px; display: flex; align-items: center; justify-content: center;">✓</div> </div>
<b>Multi Racial / Other</b> 13 out of 21 Students <b>Score: 61.9%</b> <div style="display: flex; align-items: center; gap: 10px;"> <div style="background-color: #808080; color: white; padding: 5px 10px; border-radius: 15px;">Not Applicable</div> <span>No Data Prior Year</span> <div style="background-color: #808080; color: white; border-radius: 50%; width: 20px; height: 20px; display: flex; align-items: center; justify-content: center;">○</div> </div>	<b>Multi Racial / Other</b> 2 out of 21 Students <b>Score: 9.5%</b> <div style="display: flex; align-items: center; gap: 10px;"> <div style="background-color: #808080; color: white; padding: 5px 10px; border-radius: 15px;">Not Applicable</div> <span>No Data Prior Year</span> <div style="background-color: #808080; color: white; border-radius: 50%; width: 20px; height: 20px; display: flex; align-items: center; justify-content: center;">○</div> </div>
<b>White</b> 38 out of 78 Students <b>Score: 48.7%</b> <div style="display: flex; align-items: center; gap: 10px;"> <div style="background-color: #ffa500; color: white; padding: 5px 10px; border-radius: 15px;">MAINTAINING</div> <span>-0.7 From Prior Year</span> <div style="background-color: #ffa500; color: white; border-radius: 50%; width: 20px; height: 20px; display: flex; align-items: center; justify-content: center;">—</div> </div>	<b>White</b> 7 out of 78 Students <b>Score: 9.0%</b> <div style="display: flex; align-items: center; gap: 10px;"> <div style="background-color: #c00000; color: white; padding: 5px 10px; border-radius: 15px;">NOT IMPROVING</div> <span>+1.2 From Prior Year</span> <div style="background-color: #c00000; color: white; border-radius: 50%; width: 20px; height: 20px; display: flex; align-items: center; justify-content: center;">✗</div> </div>
<b>American Indian / Alaskan Native</b> Insufficient Sample	<b>American Indian / Alaskan Native</b> Insufficient Sample
<b>Asian</b> 21 out of 29 Students <b>Score: 72.4%</b> <div style="display: flex; align-items: center; gap: 10px;"> <div style="background-color: #c00000; color: white; padding: 5px 10px; border-radius: 15px;">NOT IMPROVING</div> <span>-5.4 From Prior Year</span> <div style="background-color: #c00000; color: white; border-radius: 50%; width: 20px; height: 20px; display: flex; align-items: center; justify-content: center;">✗</div> </div>	<b>Asian</b> 0 out of 29 Students <b>Score: 0.0%</b> <div style="display: flex; align-items: center; gap: 10px;"> <div style="background-color: #008000; color: white; padding: 5px 10px; border-radius: 15px;">IMPROVING</div> <span>-7.4 From Prior Year</span> <div style="background-color: #008000; color: white; border-radius: 50%; width: 20px; height: 20px; display: flex; align-items: center; justify-content: center;">✓</div> </div>
<b>Native Hawaiian / Pacific Islander</b> Insufficient Sample	<b>Native Hawaiian / Pacific Islander</b> Insufficient Sample
<b>English Learners</b> 5 out of 26 Students <b>Score: 19.2%</b> <div style="display: flex; align-items: center; gap: 10px;"> <div style="background-color: #808080; color: white; padding: 5px 10px; border-radius: 15px;">Not Applicable</div> <span>No Data Prior Year</span> <div style="background-color: #808080; color: white; border-radius: 50%; width: 20px; height: 20px; display: flex; align-items: center; justify-content: center;">○</div> </div>	<b>English Learners</b> 3 out of 26 Students <b>Score: 11.5%</b> <div style="display: flex; align-items: center; gap: 10px;"> <div style="background-color: #808080; color: white; padding: 5px 10px; border-radius: 15px;">Not Applicable</div> <span>No Data Prior Year</span> <div style="background-color: #808080; color: white; border-radius: 50%; width: 20px; height: 20px; display: flex; align-items: center; justify-content: center;">○</div> </div>
<b>Students with IEPs</b> 15 out of 115 Students <b>Score: 13.0%</b> <div style="display: flex; align-items: center; gap: 10px;"> <div style="background-color: #ffa500; color: white; padding: 5px 10px; border-radius: 15px;">MAINTAINING</div> <span>-1.0 From Prior Year</span> <div style="background-color: #ffa500; color: white; border-radius: 50%; width: 20px; height: 20px; display: flex; align-items: center; justify-content: center;">—</div> </div>	<b>Students with IEPs</b> 41 out of 115 Students <b>Score: 35.7%</b> <div style="display: flex; align-items: center; gap: 10px;"> <div style="background-color: #008000; color: white; padding: 5px 10px; border-radius: 15px;">IMPROVING</div> <span>-5.1 From Prior Year</span> <div style="background-color: #008000; color: white; border-radius: 50%; width: 20px; height: 20px; display: flex; align-items: center; justify-content: center;">✓</div> </div>
<b>Economically Disadvantaged</b> 164 out of 374 Students <b>Score: 43.9%</b> <div style="display: flex; align-items: center; gap: 10px;"> <div style="background-color: #c00000; color: white; padding: 5px 10px; border-radius: 15px;">NOT IMPROVING</div> <span>-4.1 From Prior Year</span> <div style="background-color: #c00000; color: white; border-radius: 50%; width: 20px; height: 20px; display: flex; align-items: center; justify-content: center;">✗</div> </div>	<b>Economically Disadvantaged</b> 49 out of 374 Students <b>Score: 13.1%</b> <div style="display: flex; align-items: center; gap: 10px;"> <div style="background-color: #008000; color: white; padding: 5px 10px; border-radius: 15px;">IMPROVING</div> <span>-1.0 From Prior Year</span> <div style="background-color: #008000; color: white; border-radius: 50%; width: 20px; height: 20px; display: flex; align-items: center; justify-content: center;">✓</div> </div>

\* Schools that are performing at the most positive value for a metric automatically receive a label of "Improving", even if no change in performance occurred.

# Reading: Every Student Reads On or Above Grade Level

## Goal 2 - PSSA Reading Proficiency, Grade 3

School Code | 3389 School Name | Keystone Academy Charter School

PSSA ELA: % of Students Proficient or Advanced, Grade 3	PSSA ELA: % of Students Below Basic, Grade 3
<b>All Students</b> <i>36 out of 75 Students</i> <b>Score: 48.0%</b> <div style="display: flex; align-items: center; gap: 10px;"> <div style="background-color: #28a745; color: white; padding: 5px 10px; border-radius: 15px;">IMPROVING</div> <div style="text-align: right;">+8.3 From Prior Year</div> <div style="font-size: 2em;">✓</div> </div>	<b>All Students</b> <i>14 out of 75 Students</i> <b>Score: 18.7%</b> <div style="display: flex; align-items: center; gap: 10px;"> <div style="background-color: #28a745; color: white; padding: 5px 10px; border-radius: 15px;">IMPROVING</div> <div style="text-align: right;">-6.3 From Prior Year</div> <div style="font-size: 2em;">✓</div> </div>
<b>Black / African American</b> <i>14 out of 29 Students</i> <b>Score: 48.3%</b> <div style="display: flex; align-items: center; gap: 10px;"> <div style="background-color: #6c757d; color: white; padding: 5px 10px; border-radius: 15px;">Not Applicable</div> <div style="text-align: right;">No Data Prior Year</div> <div style="font-size: 2em;">○</div> </div>	<b>Black / African American</b> <i>4 out of 29 Students</i> <b>Score: 13.8%</b> <div style="display: flex; align-items: center; gap: 10px;"> <div style="background-color: #6c757d; color: white; padding: 5px 10px; border-radius: 15px;">Not Applicable</div> <div style="text-align: right;">No Data Prior Year</div> <div style="font-size: 2em;">○</div> </div>
<b>Hispanic / Latino</b> <i>7 out of 23 Students</i> <b>Score: 30.4%</b> <div style="display: flex; align-items: center; gap: 10px;"> <div style="background-color: #dc3545; color: white; padding: 5px 10px; border-radius: 15px;">NOT IMPROVING</div> <div style="text-align: right;">-2.9 From Prior Year</div> <div style="font-size: 2em;">✗</div> </div>	<b>Hispanic / Latino</b> <i>9 out of 23 Students</i> <b>Score: 39.1%</b> <div style="display: flex; align-items: center; gap: 10px;"> <div style="background-color: #dc3545; color: white; padding: 5px 10px; border-radius: 15px;">NOT IMPROVING</div> <div style="text-align: right;">+5.8 From Prior Year</div> <div style="font-size: 2em;">✗</div> </div>
<b>Multi Racial / Other</b> <div style="text-align: center; padding: 10px 0;">Insufficient Sample</div>	<b>Multi Racial / Other</b> <div style="text-align: center; padding: 10px 0;">Insufficient Sample</div>
<b>White</b> <div style="text-align: center; padding: 10px 0;">Insufficient Sample</div>	<b>White</b> <div style="text-align: center; padding: 10px 0;">Insufficient Sample</div>
<b>American Indian / Alaskan Native</b> <div style="text-align: center; padding: 10px 0;">Insufficient Sample</div>	<b>American Indian / Alaskan Native</b> <div style="text-align: center; padding: 10px 0;">Insufficient Sample</div>
<b>Asian</b> <div style="text-align: center; padding: 10px 0;">Insufficient Sample</div>	<b>Asian</b> <div style="text-align: center; padding: 10px 0;">Insufficient Sample</div>
<b>Native Hawaiian / Pacific Islander</b> <div style="text-align: center; padding: 10px 0;">Insufficient Sample</div>	<b>Native Hawaiian / Pacific Islander</b> <div style="text-align: center; padding: 10px 0;">Insufficient Sample</div>
<b>English Learners</b> <div style="text-align: center; padding: 10px 0;">Insufficient Sample</div>	<b>English Learners</b> <div style="text-align: center; padding: 10px 0;">Insufficient Sample</div>
<b>Students with IEPs</b> <i>6 out of 25 Students</i> <b>Score: 24.0%</b> <div style="display: flex; align-items: center; gap: 10px;"> <div style="background-color: #dc3545; color: white; padding: 5px 10px; border-radius: 15px;">NOT IMPROVING</div> <div style="text-align: right;">-6.0 From Prior Year</div> <div style="font-size: 2em;">✗</div> </div>	<b>Students with IEPs</b> <i>10 out of 25 Students</i> <b>Score: 40.0%</b> <div style="display: flex; align-items: center; gap: 10px;"> <div style="background-color: #ffc107; color: white; padding: 5px 10px; border-radius: 15px;">MAINTAINING</div> <div style="text-align: right;">+0.0 From Prior Year</div> <div style="font-size: 2em;">—</div> </div>
<b>Economically Disadvantaged</b> <i>34 out of 71 Students</i> <b>Score: 47.9%</b> <div style="display: flex; align-items: center; gap: 10px;"> <div style="background-color: #28a745; color: white; padding: 5px 10px; border-radius: 15px;">IMPROVING</div> <div style="text-align: right;">+11.4 From Prior Year</div> <div style="font-size: 2em;">✓</div> </div>	<b>Economically Disadvantaged</b> <i>13 out of 71 Students</i> <b>Score: 18.3%</b> <div style="display: flex; align-items: center; gap: 10px;"> <div style="background-color: #28a745; color: white; padding: 5px 10px; border-radius: 15px;">IMPROVING</div> <div style="text-align: right;">-4.8 From Prior Year</div> <div style="font-size: 2em;">✓</div> </div>

\* Schools that are performing at the most positive value for a metric automatically receive a label of "Improving", even if no change in performance occurred.

# Math & Science: Every Student Performs On or Above Grade Level

## Goal 3 - PSSA Math Proficiency, Grades 3-8

School Code | 3389 School Name | Keystone Academy Charter School

PSSA Math: % of Students Proficient or Advanced, Grades 3-8	PSSA Math: % of Students Below Basic, Grades 3-8
<b>All Students</b> 95 out of 430 Students <b>Score: 22.1%</b> <div style="display: flex; align-items: center; gap: 10px;"> <div style="background-color: #ffc107; border-radius: 10px; padding: 5px 10px;">MAINTAINING</div> <div>+0.1 From Prior Year</div> <div style="background-color: #ffc107; border-radius: 50%; width: 20px; height: 20px; display: flex; align-items: center; justify-content: center;">—</div> </div>	<b>All Students</b> 177 out of 430 Students <b>Score: 41.2%</b> <div style="display: flex; align-items: center; gap: 10px;"> <div style="background-color: #ffc107; border-radius: 10px; padding: 5px 10px;">MAINTAINING</div> <div>+0.1 From Prior Year</div> <div style="background-color: #ffc107; border-radius: 50%; width: 20px; height: 20px; display: flex; align-items: center; justify-content: center;">—</div> </div>
<b>Black / African American</b> 28 out of 157 Students <b>Score: 17.8%</b> <div style="display: flex; align-items: center; gap: 10px;"> <div style="background-color: #28a745; border-radius: 10px; padding: 5px 10px;">IMPROVING</div> <div>+6.1 From Prior Year</div> <div style="background-color: #28a745; border-radius: 50%; width: 20px; height: 20px; display: flex; align-items: center; justify-content: center;">✓</div> </div>	<b>Black / African American</b> 72 out of 157 Students <b>Score: 45.9%</b> <div style="display: flex; align-items: center; gap: 10px;"> <div style="background-color: #28a745; border-radius: 10px; padding: 5px 10px;">IMPROVING</div> <div>-1.0 From Prior Year</div> <div style="background-color: #28a745; border-radius: 50%; width: 20px; height: 20px; display: flex; align-items: center; justify-content: center;">✓</div> </div>
<b>Hispanic / Latino</b> 28 out of 145 Students <b>Score: 19.3%</b> <div style="display: flex; align-items: center; gap: 10px;"> <div style="background-color: #dc3545; border-radius: 10px; padding: 5px 10px;">NOT IMPROVING</div> <div>-1.3 From Prior Year</div> <div style="background-color: #dc3545; border-radius: 50%; width: 20px; height: 20px; display: flex; align-items: center; justify-content: center;">✗</div> </div>	<b>Hispanic / Latino</b> 67 out of 145 Students <b>Score: 46.2%</b> <div style="display: flex; align-items: center; gap: 10px;"> <div style="background-color: #dc3545; border-radius: 10px; padding: 5px 10px;">NOT IMPROVING</div> <div>+2.8 From Prior Year</div> <div style="background-color: #dc3545; border-radius: 50%; width: 20px; height: 20px; display: flex; align-items: center; justify-content: center;">✗</div> </div>
<b>Multi Racial / Other</b> 5 out of 21 Students <b>Score: 23.8%</b> <div style="display: flex; align-items: center; gap: 10px;"> <div style="background-color: #6c757d; border-radius: 10px; padding: 5px 10px;">Not Applicable</div> <div>No Data Prior Year</div> <div style="background-color: #6c757d; border-radius: 50%; width: 20px; height: 20px; display: flex; align-items: center; justify-content: center;">○</div> </div>	<b>Multi Racial / Other</b> 11 out of 21 Students <b>Score: 52.4%</b> <div style="display: flex; align-items: center; gap: 10px;"> <div style="background-color: #6c757d; border-radius: 10px; padding: 5px 10px;">Not Applicable</div> <div>No Data Prior Year</div> <div style="background-color: #6c757d; border-radius: 50%; width: 20px; height: 20px; display: flex; align-items: center; justify-content: center;">○</div> </div>
<b>White</b> 23 out of 78 Students <b>Score: 29.5%</b> <div style="display: flex; align-items: center; gap: 10px;"> <div style="background-color: #28a745; border-radius: 10px; padding: 5px 10px;">IMPROVING</div> <div>+3.5 From Prior Year</div> <div style="background-color: #28a745; border-radius: 50%; width: 20px; height: 20px; display: flex; align-items: center; justify-content: center;">✓</div> </div>	<b>White</b> 22 out of 78 Students <b>Score: 28.2%</b> <div style="display: flex; align-items: center; gap: 10px;"> <div style="background-color: #28a745; border-radius: 10px; padding: 5px 10px;">IMPROVING</div> <div>-10.8 From Prior Year</div> <div style="background-color: #28a745; border-radius: 50%; width: 20px; height: 20px; display: flex; align-items: center; justify-content: center;">✓</div> </div>
<b>American Indian / Alaskan Native</b> Insufficient Sample	<b>American Indian / Alaskan Native</b> Insufficient Sample
<b>Asian</b> 11 out of 29 Students <b>Score: 37.9%</b> <div style="display: flex; align-items: center; gap: 10px;"> <div style="background-color: #dc3545; border-radius: 10px; padding: 5px 10px;">NOT IMPROVING</div> <div>-14.0 From Prior Year</div> <div style="background-color: #dc3545; border-radius: 50%; width: 20px; height: 20px; display: flex; align-items: center; justify-content: center;">✗</div> </div>	<b>Asian</b> 5 out of 29 Students <b>Score: 17.2%</b> <div style="display: flex; align-items: center; gap: 10px;"> <div style="background-color: #dc3545; border-radius: 10px; padding: 5px 10px;">NOT IMPROVING</div> <div>+6.1 From Prior Year</div> <div style="background-color: #dc3545; border-radius: 50%; width: 20px; height: 20px; display: flex; align-items: center; justify-content: center;">✗</div> </div>
<b>Native Hawaiian / Pacific Islander</b> Insufficient Sample	<b>Native Hawaiian / Pacific Islander</b> Insufficient Sample
<b>English Learners</b> 6 out of 26 Students <b>Score: 23.1%</b> <div style="display: flex; align-items: center; gap: 10px;"> <div style="background-color: #6c757d; border-radius: 10px; padding: 5px 10px;">Not Applicable</div> <div>No Data Prior Year</div> <div style="background-color: #6c757d; border-radius: 50%; width: 20px; height: 20px; display: flex; align-items: center; justify-content: center;">○</div> </div>	<b>English Learners</b> 13 out of 26 Students <b>Score: 50.0%</b> <div style="display: flex; align-items: center; gap: 10px;"> <div style="background-color: #6c757d; border-radius: 10px; padding: 5px 10px;">Not Applicable</div> <div>No Data Prior Year</div> <div style="background-color: #6c757d; border-radius: 50%; width: 20px; height: 20px; display: flex; align-items: center; justify-content: center;">○</div> </div>
<b>Students with IEPs</b> 11 out of 115 Students <b>Score: 9.6%</b> <div style="display: flex; align-items: center; gap: 10px;"> <div style="background-color: #ffc107; border-radius: 10px; padding: 5px 10px;">MAINTAINING</div> <div>-0.9 From Prior Year</div> <div style="background-color: #ffc107; border-radius: 50%; width: 20px; height: 20px; display: flex; align-items: center; justify-content: center;">—</div> </div>	<b>Students with IEPs</b> 78 out of 115 Students <b>Score: 67.8%</b> <div style="display: flex; align-items: center; gap: 10px;"> <div style="background-color: #28a745; border-radius: 10px; padding: 5px 10px;">IMPROVING</div> <div>-5.5 From Prior Year</div> <div style="background-color: #28a745; border-radius: 50%; width: 20px; height: 20px; display: flex; align-items: center; justify-content: center;">✓</div> </div>
<b>Economically Disadvantaged</b> 80 out of 374 Students <b>Score: 21.4%</b> <div style="display: flex; align-items: center; gap: 10px;"> <div style="background-color: #ffc107; border-radius: 10px; padding: 5px 10px;">MAINTAINING</div> <div>-0.3 From Prior Year</div> <div style="background-color: #ffc107; border-radius: 50%; width: 20px; height: 20px; display: flex; align-items: center; justify-content: center;">—</div> </div>	<b>Economically Disadvantaged</b> 161 out of 374 Students <b>Score: 43.1%</b> <div style="display: flex; align-items: center; gap: 10px;"> <div style="background-color: #28a745; border-radius: 10px; padding: 5px 10px;">IMPROVING</div> <div>-1.1 From Prior Year</div> <div style="background-color: #28a745; border-radius: 50%; width: 20px; height: 20px; display: flex; align-items: center; justify-content: center;">✓</div> </div>

\* Schools that are performing at the most positive value for a metric automatically receive a label of "Improving", even if no change in performance occurred.

# Math & Science: Every Student Performs On or Above Grade Level

## PSSA Math Proficiency, Grade 3

School Code | 3389 School Name | Keystone Academy Charter School

PSSA Math: % of Students Proficient or Advanced, Grade 3	PSSA Math: % of Students Below Basic, Grade 3
<b>All Students</b> 28 out of 75 Students <b>Score: 37.3%</b> <div style="display: inline-block; border: 1px solid gray; padding: 2px;"> <span style="background-color: red; color: white; border-radius: 10px; padding: 2px 5px;">NOT IMPROVING</span> <span style="margin-left: 10px;">-3.9 From Prior Year</span> <span style="font-size: 2em; color: red; margin-left: 10px;">✘</span> </div>	<b>All Students</b> 18 out of 75 Students <b>Score: 24.0%</b> <div style="display: inline-block; border: 1px solid gray; padding: 2px;"> <span style="background-color: green; color: white; border-radius: 10px; padding: 2px 5px;">IMPROVING</span> <span style="margin-left: 10px;">-2.5 From Prior Year</span> <span style="font-size: 2em; color: green; margin-left: 10px;">✔</span> </div>
<b>Black / African American</b> 9 out of 29 Students <b>Score: 31.0%</b> <div style="display: inline-block; border: 1px solid gray; padding: 2px;"> <span style="background-color: gray; color: white; border-radius: 10px; padding: 2px 5px;">Not Applicable</span> <span style="margin-left: 10px;">No Data Prior Year</span> <span style="font-size: 2em; color: gray; margin-left: 10px;">○</span> </div>	<b>Black / African American</b> 7 out of 29 Students <b>Score: 24.1%</b> <div style="display: inline-block; border: 1px solid gray; padding: 2px;"> <span style="background-color: gray; color: white; border-radius: 10px; padding: 2px 5px;">Not Applicable</span> <span style="margin-left: 10px;">No Data Prior Year</span> <span style="font-size: 2em; color: gray; margin-left: 10px;">○</span> </div>
<b>Hispanic / Latino</b> 7 out of 23 Students <b>Score: 30.4%</b> <div style="display: inline-block; border: 1px solid gray; padding: 2px;"> <span style="background-color: red; color: white; border-radius: 10px; padding: 2px 5px;">NOT IMPROVING</span> <span style="margin-left: 10px;">-2.9 From Prior Year</span> <span style="font-size: 2em; color: red; margin-left: 10px;">✘</span> </div>	<b>Hispanic / Latino</b> 9 out of 23 Students <b>Score: 39.1%</b> <div style="display: inline-block; border: 1px solid gray; padding: 2px;"> <span style="background-color: red; color: white; border-radius: 10px; padding: 2px 5px;">NOT IMPROVING</span> <span style="margin-left: 10px;">+5.8 From Prior Year</span> <span style="font-size: 2em; color: red; margin-left: 10px;">✘</span> </div>
<b>Multi Racial / Other</b> Insufficient Sample	<b>Multi Racial / Other</b> Insufficient Sample
<b>White</b> Insufficient Sample	<b>White</b> Insufficient Sample
<b>American Indian / Alaskan Native</b> Insufficient Sample	<b>American Indian / Alaskan Native</b> Insufficient Sample
<b>Asian</b> Insufficient Sample	<b>Asian</b> Insufficient Sample
<b>Native Hawaiian / Pacific Islander</b> Insufficient Sample	<b>Native Hawaiian / Pacific Islander</b> Insufficient Sample
<b>English Learners</b> Insufficient Sample	<b>English Learners</b> Insufficient Sample
<b>Students with IEPs</b> 3 out of 25 Students <b>Score: 12.0%</b> <div style="display: inline-block; border: 1px solid gray; padding: 2px;"> <span style="background-color: red; color: white; border-radius: 10px; padding: 2px 5px;">NOT IMPROVING</span> <span style="margin-left: 10px;">-8.0 From Prior Year</span> <span style="font-size: 2em; color: red; margin-left: 10px;">✘</span> </div>	<b>Students with IEPs</b> 15 out of 25 Students <b>Score: 60.0%</b> <div style="display: inline-block; border: 1px solid gray; padding: 2px;"> <span style="background-color: green; color: white; border-radius: 10px; padding: 2px 5px;">IMPROVING</span> <span style="margin-left: 10px;">-10.0 From Prior Year</span> <span style="font-size: 2em; color: green; margin-left: 10px;">✔</span> </div>
<b>Economically Disadvantaged</b> 25 out of 71 Students <b>Score: 35.2%</b> <div style="display: inline-block; border: 1px solid gray; padding: 2px;"> <span style="background-color: red; color: white; border-radius: 10px; padding: 2px 5px;">NOT IMPROVING</span> <span style="margin-left: 10px;">-5.2 From Prior Year</span> <span style="font-size: 2em; color: red; margin-left: 10px;">✘</span> </div>	<b>Economically Disadvantaged</b> 18 out of 71 Students <b>Score: 25.4%</b> <div style="display: inline-block; border: 1px solid gray; padding: 2px;"> <span style="background-color: green; color: white; border-radius: 10px; padding: 2px 5px;">IMPROVING</span> <span style="margin-left: 10px;">-3.6 From Prior Year</span> <span style="font-size: 2em; color: green; margin-left: 10px;">✔</span> </div>













\* Schools that are performing at the most positive value for a metric automatically receive a label of "Improving", even if no change in performance occurred.



# Math & Science: Every Student Performs On or Above Grade Level

## PSSA Science Proficiency, Grades 4 and 8

School Code | 3389 School Name | Keystone Academy Charter School

PSSA Science: % of Students Proficient or Advanced, Grades 4 & 8	PSSA Science: % of Students Below Basic, Grades 4 & 8
<p><b>All Students</b> 85 out of 140 Students</p> <p><b>Score: 60.7%</b></p> <p>NOT IMPROVING -12.3 From Prior Year </p>	<p><b>All Students</b> 24 out of 140 Students</p> <p><b>Score: 17.1%</b></p> <p>NOT IMPROVING +6.9 From Prior Year </p>
<p><b>Black / African American</b> 17 out of 41 Students</p> <p><b>Score: 41.5%</b></p> <p>NOT IMPROVING -22.9 From Prior Year </p>	<p><b>Black / African American</b> 10 out of 41 Students</p> <p><b>Score: 24.4%</b></p> <p>NOT IMPROVING +6.6 From Prior Year </p>
<p><b>Hispanic / Latino</b> 31 out of 49 Students</p> <p><b>Score: 63.3%</b></p> <p>NOT IMPROVING -12.2 From Prior Year </p>	<p><b>Hispanic / Latino</b> 7 out of 49 Students</p> <p><b>Score: 14.3%</b></p> <p>NOT IMPROVING +4.9 From Prior Year </p>
<p><b>Multi Racial / Other</b></p> <p>Insufficient Sample</p>	<p><b>Multi Racial / Other</b></p> <p>Insufficient Sample</p>
<p><b>White</b> 22 out of 33 Students</p> <p><b>Score: 66.7%</b></p> <p>NOT IMPROVING -6.0 From Prior Year </p>	<p><b>White</b> 6 out of 33 Students</p> <p><b>Score: 18.2%</b></p> <p>NOT IMPROVING +18.2 From Prior Year </p>
<p><b>American Indian / Alaskan Native</b></p> <p>Insufficient Sample</p>	<p><b>American Indian / Alaskan Native</b></p> <p>Insufficient Sample</p>
<p><b>Asian</b></p> <p>Insufficient Sample</p>	<p><b>Asian</b></p> <p>Insufficient Sample</p>
<p><b>Native Hawaiian / Pacific Islander</b></p> <p>Insufficient Sample</p>	<p><b>Native Hawaiian / Pacific Islander</b></p> <p>Insufficient Sample</p>
<p><b>English Learners</b></p> <p>Insufficient Sample</p>	<p><b>English Learners</b></p> <p>Insufficient Sample</p>
<p><b>Students with IEPs</b> 14 out of 39 Students</p> <p><b>Score: 35.9%</b></p> <p>NOT IMPROVING -12.3 From Prior Year </p>	<p><b>Students with IEPs</b> 17 out of 39 Students</p> <p><b>Score: 43.6%</b></p> <p>NOT IMPROVING +17.7 From Prior Year </p>
<p><b>Economically Disadvantaged</b> 69 out of 118 Students</p> <p><b>Score: 58.5%</b></p> <p>NOT IMPROVING -14.5 From Prior Year </p>	<p><b>Economically Disadvantaged</b> 22 out of 118 Students</p> <p><b>Score: 18.6%</b></p> <p>NOT IMPROVING +7.6 From Prior Year </p>

\* Schools that are performing at the most positive value for a metric automatically receive a label of "Improving", even if no change in performance occurred.